LUMINAIRE PHOTOMETRIC TEST REPORT

Test:U:121.4V I:0.0960A P:11.50W PF:0.9920 Freq:60.00Hz Lamp Flux:1123.57x1 lm		
NAME: WL-2CLD3IN12WB5D3HVWH	TYPE:5000K	WEIGHT:
SPEC.:	DIM.: 3IN	SERIAL No.:
MFR.: WS	SUR.:0.024*3.1415	Shielding Angle:

DATA OF LAMP		PHOTOMETRIC DATA Eff: 97.70 lm/W			
MODEL		Imax(cd)	1379	S/MH(C0/180)	0.81
NOMINAL POWER(W)	12W	LOR(%)	100.0	S/MH(C90/270)	0.82
RATED VOLTAGE(V)	120.0	TOTAL FLUX(lm)	1123.6	η UP,DN(C0-180)	0.1,49.7
NOMINAL FLUX(lm)	1123.57	CIE CLASS	DIRECT	η UP,DN(C180-360)	0.1,50.2
LAMPS INSIDE	1	η up(%)	0.1	CIBSE SHR NOM	0.75
TEST VOLTAGE(V)	120.0	η down(%)	99.9	CIBSE SHR MAX	0.85

LUMINOUS INTENSITY DISTRIBUTION DIAGRAM

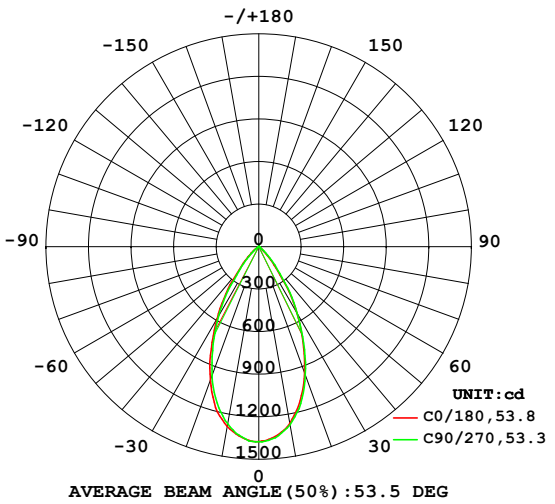

AVERAGE BEAM ANGLE(50%):53.5 DEG

C0 PLANE ISOLUX DIAGRAM (UNIT:lx)

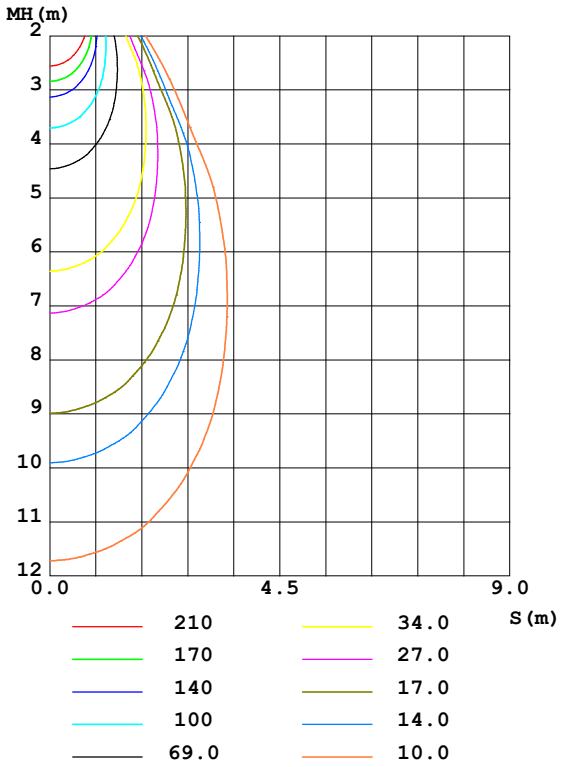

C Range: 0 - 360DEG
C Interval: 45.0DEG
Test Speed: HIGH
Temperature:25.3DEG
Operators:
Test Date:2026-01-16

γ Range: 0 - 180DEG
γ Interval: 1.0DEG
Test System:EVERFINE GO-2000B_V1 SYSTEM V2.0.353
Humidity:65.0%
Test Distance:7.540m [K=1.0000]
Remarks:

ZONAL FLUX DIAGRAM

ZONAL FLUX DIAGRAM:

γ	C0	C45	C90	C135	C180	C225	C270	C315	γ	Φ zone	Φ total	%lum,lamp
10	1266	1263	1274	1309	1287	1287	1268	1234	0- 10	126.4	126.4	11.2,11.2
20	947.2	940.1	962.6	1039	1001	1004	966.5	899.6	10- 20	318.0	444.4	39.5,39.5
30	539.8	528.5	545.0	625.3	590.6	582.1	570.7	506.0	20- 30	347.6	791.9	70.5,70.5
40	171.7	177.8	195.6	245.8	220.7	215.1	206.5	164.4	30- 40	228.4	1020	90.8,90.8
50	31.93	32.32	44.18	67.28	63.39	61.07	50.69	32.22	40- 50	83.27	1104	98.2,98.2
60	1.166	1.217	2.227	7.606	5.429	4.124	3.680	1.095	50- 60	17.84	1121	99.8,99.8
70	0.0485	0.0581	0.0606	0.0630	0.0604	0.0630	0.0532	0.0412	60- 70	0.6216	1122	99.9,99.9
80	0.0242	0.0290	0.0291	0.0363	0.0339	0.0291	0.0242	0.0242	70- 80	0.0425	1122	99.9,99.9
90	0.0049	0.0024	0.0001	0.0073	0	0.0001	0.0000	0	80- 90	0.0160	1122	99.9,99.9
100	0	0.0001	0.0000	0	0	0.0024	0	0	90-100	0.0011	1122	99.9,99.9
110	0.0193	0.0121	0.0121	0.0000	0	0	0	0	100-110	0.0034	1122	99.9,99.9
120	0.0726	0.0679	0.0677	0.0437	0.0219	0.0290	0.0364	0.0508	110-120	0.0223	1122	99.9,99.9
130	0.2202	0.2278	0.2201	0.1794	0.1237	0.1282	0.1359	0.1742	120-130	0.0920	1122	99.9,99.9
140	0.4695	0.4749	0.4645	0.4120	0.3007	0.3073	0.3346	0.3825	130-140	0.2118	1122	99.9,99.9
150	0.7649	0.7704	0.7407	0.7098	0.5549	0.5616	0.6009	0.6634	140-150	0.3293	1123	99.9,99.9
160	1.034	1.054	1.017	0.9932	0.8311	0.8498	0.8819	0.9467	150-160	0.3718	1123	100,100
170	1.242	1.245	1.240	1.223	1.122	1.119	1.148	1.196	160-170	0.3026	1123	100,100
180	1.303	1.298	1.310	1.330	1.305	1.291	1.300	1.322	170-180	0.1191	1124	100,100
DEG	LUMINOUS INTENSITY:cd									UNIT:lm		

C Range: 0 - 360DEG
C Interval: 45.0DEG
Test Speed: HIGH
Temperature:25.3DEG
Operators:
Test Date:2026-01-16

γ Range: 0 - 180DEG
γ Interval: 1.0DEG
Test System:EVERFINE GO-2000B_V1 SYSTEM V2.0.353
Humidity:65.0%
Test Distance:7.540m [K=1.0000]
Remarks:

LUMINANCE LIMITATION CURVES

Test:U:121.4V I:0.0960A P:11.50W PF:0.9920 Freq:60.00Hz Lamp Flux:1123.57x1 lm		
NAME: WL-2CLD3IN12WB5D3HVWH	**TYPE:5000K**	**WEIGHT:**
SPEC.:	**DIM.: 3IN**	**SERIAL No.:**
MFR.: WS	**SUR.:0.024*3.1415**	**Shielding Angle:**

LUMINANCE LIMITATION CURVES

GLARE	CLASS	ILLUMINANCE (lx)							
1.15	A	2000	1000	500	<=300				
1.50	B		2000	1000	500	<=300			
1.85	C			2000	1000	500	<=300		
2.20	D				2000	1000	500	<=300	
2.55	E					2000	1000	500	<=300
		a	b	c	d	e	f	g	h

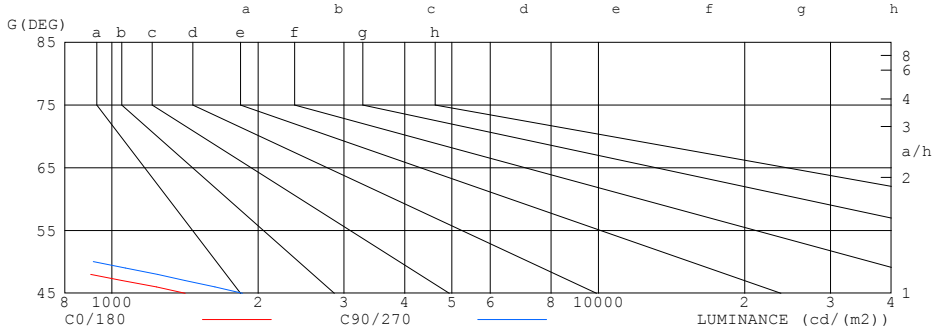

LUMINANCE cd/(m2)		
G(DEG)	C0/180	C90/270
85	2	3
80	2	2
75	2	2
70	2	2
65	2	3
60	31	59
55	196	345
50	662	916
45	1416	1856

C Range: 0 - 360DEG
C Interval: 45.0DEG
Test Speed: HIGH
Temperature:25.3DEG
Operators:
Test Date:2026-01-16

γ Range: 0 - 180DEG
γ Interval: 1.0DEG
Test System:EVERFINE GO-2000B_V1 SYSTEM V2.0.353
Humidity:65.0%
Test Distance:7.540m [K=1.0000]
Remarks:

CU AND LUMINAIRE BUDGETARY ESTIMATE DIAGRAM

Test:U:121.4V I:0.0960A P:11.50W PF:0.9920 Freq:60.00Hz Lamp Flux:1123.57x1 lm		
NAME: WL-2CLD3IN12WB5D3HVWH	TYPE:5000K	WEIGHT:
SPEC.:	DIM.: 3IN	SERIAL No.:
MFR.: WS	SUR.:0.024*3.1415	Shielding Angle:

ρcc	80%			70%			50%			30%			10%			0
ρw	50%	30%	10%	50%	30%	10%	50%	30%	10%	50%	30%	10%	50%	30%	10%	0
ρfc	20%			20%			20%			20%			20%			0
RCR	RCR:Room Cavity Ratio						Coefficients of Utilization(CU)									
0.0	1.19	1.19	1.19	1.16	1.16	1.16	1.11	1.11	1.11	1.06	1.06	1.06	1.02	1.02	1.02	.00
1.0	1.11	1.08	1.06	1.09	1.06	1.04	1.05	1.03	1.01	1.01	.99	.98	.97	.96	.95	.93
2.0	1.03	.99	.96	1.01	.98	.95	.98	.95	.93	.95	.93	.91	.92	.90	.89	.87
3.0	.96	.91	.87	.95	.90	.86	.92	.88	.85	.90	.86	.84	.87	.85	.82	.81
4.0	.90	.84	.80	.89	.84	.80	.86	.82	.79	.84	.81	.78	.83	.79	.77	.75
5.0	.84	.78	.74	.83	.78	.74	.81	.77	.73	.80	.76	.72	.78	.75	.72	.70
6.0	.79	.73	.69	.78	.72	.68	.77	.72	.68	.75	.71	.67	.74	.70	.67	.66
7.0	.74	.68	.64	.73	.68	.64	.72	.67	.63	.71	.66	.63	.70	.66	.63	.61
8.0	.70	.64	.60	.69	.64	.60	.68	.63	.59	.67	.63	.59	.66	.62	.59	.58
9.0	.66	.60	.56	.66	.60	.56	.65	.59	.56	.64	.59	.56	.63	.59	.55	.54
10.0	.62	.57	.53	.62	.57	.53	.61	.56	.53	.60	.56	.52	.60	.55	.52	.51

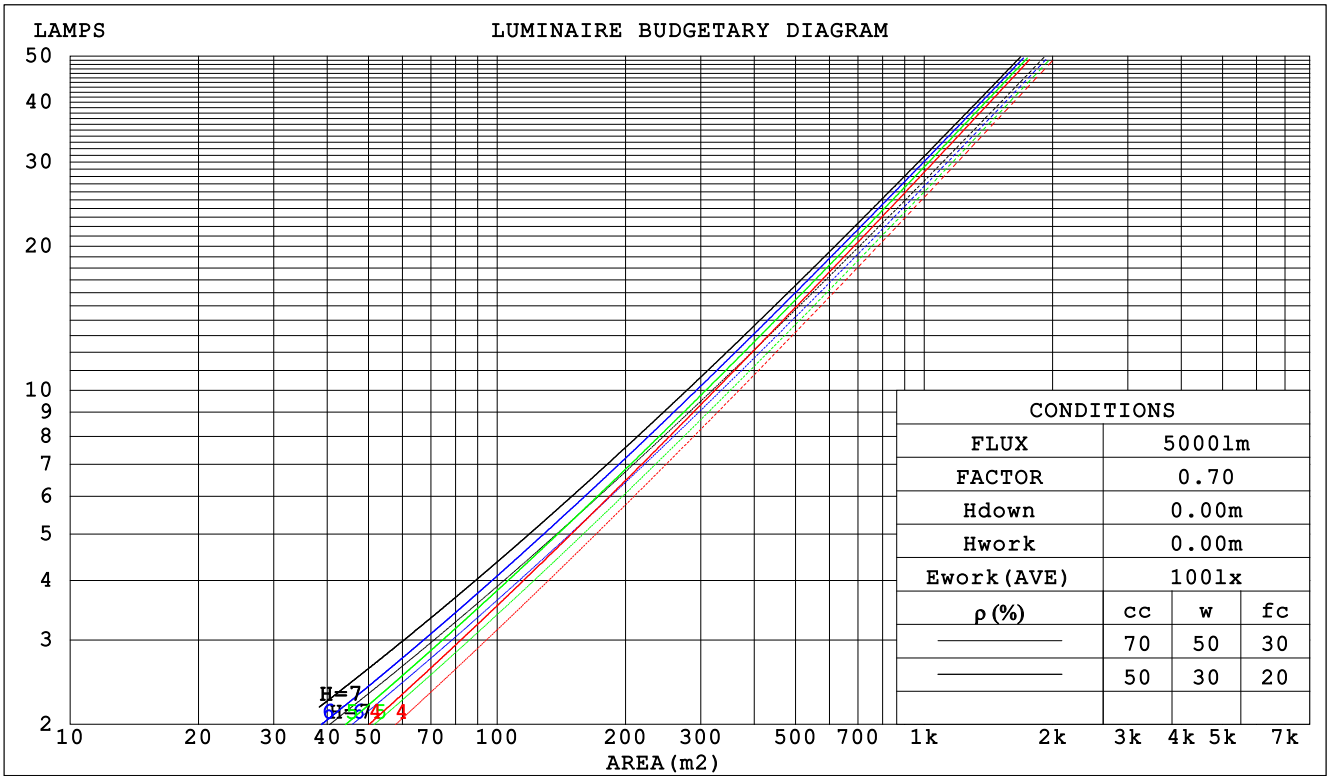

C Range: 0 - 360DEG
C Interval: 45.0DEG
Test Speed: HIGH
Temperature:25.3DEG
Operators:
Test Date:2026-01-16

γ Range: 0 - 180DEG
γ Interval: 1.0DEG
Test System:EVERFINE GO-2000B_V1 SYSTEM V2.0.353
Humidity:65.0%
Test Distance:7.540m [K=1.0000]
Remarks:

WEC AND CCEC

Test:U:121.4V I:0.0960A P:11.50W PF:0.9920 Freq:60.00Hz Lamp Flux:1123.57x1 lm		
NAME: WL-2CLD3IN12WB5D3HVWH	TYPE:5000K	WEIGHT:
SPEC.:	DIM.: 3IN	SERIAL No.:
MFR.: WS	SUR.:0.024*3.1415	Shielding Angle:

ρcc	80%			70%			50%			30%			10%			0
ρw	50%	30%	10%	50%	30%	10%	50%	30%	10%	50%	30%	10%	50%	30%	10%	0
ρfc	20%			20%			20%			20%			20%			0
RCR	RCR:Room Cavity Ratio						Wall Exitance Coeffcients(WEC)									
0.0																
1.0	.177	.101	.032	.170	.097	.031	.158	.090	.029	.146	.084	.027	.135	.078	.025	
2.0	.170	.093	.029	.164	.091	.028	.154	.086	.027	.144	.081	.025	.135	.076	.024	
3.0	.162	.086	.026	.158	.084	.025	.149	.080	.024	.140	.077	.024	.132	.073	.023	
4.0	.155	.081	.024	.151	.079	.023	.143	.076	.023	.136	.073	.022	.129	.070	.021	
5.0	.148	.075	.022	.144	.074	.022	.137	.072	.021	.131	.069	.021	.125	.067	.020	
6.0	.141	.071	.020	.138	.070	.020	.132	.068	.020	.126	.066	.019	.121	.064	.019	
7.0	.135	.067	.019	.132	.066	.019	.127	.064	.018	.122	.063	.018	.117	.061	.018	
8.0	.129	.063	.018	.127	.062	.018	.122	.061	.017	.118	.060	.017	.113	.058	.017	
9.0	.124	.060	.017	.122	.059	.017	.117	.058	.016	.113	.057	.016	.110	.056	.016	
10.0	.119	.057	.016	.117	.056	.016	.113	.055	.016	.109	.054	.015	.106	.053	.015	

ρcc	80%			70%			50%			30%			10%			0
ρw	50%	30%	10%	50%	30%	10%	50%	30%	10%	50%	30%	10%	50%	30%	10%	0
ρfc	20%			20%			20%			20%			20%			0
RCR	RCR:Room Cavity Ratio						Ceiling Cavity Exitance Coefficients(CCEC)									
0.0	.191	.191	.191	.164	.164	.164	.112	.112	.112	.064	.064	.064	.021	.021	.021	
1.0	.172	.158	.146	.147	.136	.126	.101	.093	.087	.058	.054	.050	.019	.017	.016	
2.0	.157	.133	.114	.134	.115	.098	.092	.080	.069	.053	.046	.040	.017	.015	.013	
3.0	.145	.115	.091	.124	.099	.078	.085	.069	.055	.049	.040	.032	.016	.013	.011	
4.0	.135	.100	.073	.116	.086	.064	.079	.060	.045	.046	.035	.027	.015	.011	.009	
5.0	.126	.088	.060	.108	.076	.053	.075	.053	.037	.043	.031	.022	.014	.010	.007	
6.0	.119	.079	.051	.102	.068	.044	.070	.048	.031	.041	.028	.019	.013	.009	.006	
7.0	.112	.072	.043	.097	.062	.037	.067	.043	.026	.039	.026	.016	.013	.008	.005	
8.0	.107	.065	.037	.092	.057	.032	.064	.040	.023	.037	.023	.014	.012	.008	.005	
9.0	.102	.060	.032	.088	.052	.028	.061	.037	.020	.035	.022	.012	.011	.007	.004	
10.0	.097	.056	.028	.084	.048	.025	.058	.034	.018	.034	.020	.010	.011	.007	.003	

C Range: 0 - 360DEG
C Interval: 45.0DEG
Test Speed: HIGH
Temperature:25.3DEG
Operators:
Test Date:2026-01-16

γ Range: 0 - 180DEG
γ Interval: 1.0DEG
Test System:EVERFINE GO-2000B_V1 SYSTEM V2.0.353
Humidity:65.0%
Test Distance:7.540m [K=1.0000]
Remarks:

UGR(Unified Glare Rating) Table

Test:U:121.4V I:0.0960A P:11.50W PF:0.9920 Freq:60.00Hz Lamp Flux:1123.57x1 lm		
NAME: WL-2CLD3IN12WB5D3HVWH	TYPE:5000K	WEIGHT:
SPEC.:	DIM.: 3IN	SERIAL No.:
MFR.: WS	SUR.:0.024*3.1415	Shielding Angle:

ceiling/cavity	0.7	0.7	0.5	0.5	0.3	0.7	0.7	0.5	0.5	0.3
walls	0.5	0.3	0.5	0.3	0.3	0.5	0.3	0.5	0.3	0.3
working plane	0.2	0.2	0.2	0.2	0.2	0.2	0.2	0.2	0.2	0.2
Room dimensions	Viewed crosswise					Viewed endwise				
x = 2H y = 2H	9.3	10.2	9.5	10.4	10.6	9.7	10.6	9.9	10.8	11.0
3H	9.1	10.0	9.4	10.2	10.4	9.5	10.4	9.8	10.6	10.8
4H	9.0	9.9	9.3	10.1	10.3	9.4	10.2	9.7	10.5	10.7
6H	8.9	9.7	9.2	10.0	10.2	9.3	10.1	9.6	10.3	10.6
8H	8.9	9.6	9.2	9.9	10.2	9.3	10.0	9.6	10.3	10.5
12H	8.8	9.6	9.2	9.8	10.1	9.2	9.9	9.6	10.2	10.5
4H 2H	9.0	9.9	9.3	10.1	10.3	9.4	10.2	9.7	10.5	10.7
3H	8.9	9.6	9.2	9.8	10.1	9.2	10.0	9.6	10.2	10.5
4H	8.8	9.4	9.1	9.7	10.0	9.1	9.8	9.5	10.1	10.4
6H	8.7	9.2	9.0	9.6	9.9	9.1	9.6	9.4	9.9	10.3
8H	8.6	9.1	9.0	9.5	9.9	9.0	9.5	9.4	9.9	10.2
12H	8.6	9.0	9.0	9.4	9.8	8.9	9.4	9.4	9.8	10.2
8H 4H	8.6	9.1	9.0	9.5	9.9	9.0	9.5	9.4	9.9	10.2
6H	8.5	8.9	8.9	9.3	9.8	8.9	9.3	9.3	9.7	10.1
8H	8.5	8.8	8.9	9.3	9.7	8.8	9.2	9.3	9.6	10.1
12H	8.4	8.7	8.9	9.2	9.6	8.8	9.1	9.3	9.6	10.0
12H 4H	8.6	9.0	9.0	9.4	9.8	8.9	9.4	9.4	9.8	10.2
6H	8.5	8.8	8.9	9.3	9.7	8.8	9.2	9.3	9.6	10.1
8H	8.4	8.7	8.9	9.2	9.6	8.8	9.1	9.3	9.6	10.0
Variations with the observer position at spacings:										
S = 1.0H	+ 3.1 / -20.2					+ 3.3 / -16.2				
1.5H	+ 5.1 / -13.0					+ 5.0 / -11.9				
2.0H	+ 6.8 / -32.4					+ 7.1 / -31.2				

CIE Pub.117 Corrected 1124 lm Total Lamp Luminous Flux.(8log(F/F0) = 0.4)

C Range: 0 - 360DEG
C Interval: 45.0DEG
Test Speed: HIGH
Temperature:25.3DEG
Operators:
Test Date:2026-01-16

γ Range: 0 - 180DEG
γ Interval: 1.0DEG
Test System:EVERFINE GO-2000B_V1 SYSTEM V2.0.353
Humidity:65.0%
Test Distance:7.540m [K=1.0000]
Remarks:

UTILIZATION FACTORS TABLE

Test:U:121.4V I:0.0960A P:11.50W PF:0.9920 Freq:60.00Hz Lamp Flux:1123.57x1 lm		
NAME: WL-2CLD3IN12WB5D3HVWH	TYPE:5000K	WEIGHT:
SPEC.:	DIM.: 3IN	SERIAL No.:
MFR.: WS	SUR.:0.024*3.1415	Shielding Angle:

REFLECTANCE										
Ceiling	0.8	0.8	0.8	0.7	0.7	0.7	0.5	0.5	0.5	0
Walls	0.7	0.5	0.3	0.7	0.5	0.3	0.7	0.5	0.3	0
Working plane	0.2	0.2	0.2	0.2	0.2	0.2	0.2	0.2	0.2	0
ROOM INDEX	UTILIZATION FACTORS(PERCENT) k(RI) x RCR = 5									
k = 0.60	86	79	75	85	79	75	84	78	75	71
0.80	93	87	83	93	87	83	92	86	83	79
1.00	98	93	89	98	92	89	96	92	88	84
1.25	103	97	94	102	97	93	100	96	93	88
1.50	105	101	97	104	100	97	102	98	96	91
2.00	108	104	101	107	103	100	104	101	99	93
2.50	110	106	103	108	105	102	105	102	100	94
3.00	112	108	105	110	107	104	106	104	102	96
4.00	114	111	109	112	109	107	108	106	104	97
5.00	115	112	111	113	111	109	109	107	106	98
ROOM INDEX	UF(total)									Direct
According to DIN EN 13032-2 2004				Suspended					SHRNOM = 1.25	

C Range: 0 - 360DEG
C Interval: 45.0DEG
Test Speed: HIGH
Temperature:25.3DEG
Operators:
Test Date:2026-01-16

γ Range: 0 - 180DEG
γ Interval: 1.0DEG
Test System:EVERFINE GO-2000B_V1 SYSTEM V2.0.353
Humidity:65.0%
Test Distance:7.540m [K=1.0000]
Remarks:

ISOCANDELA DIAGRAM

Test:U:121.4V I:0.0960A P:11.50W PF:0.9920 Freq:60.00Hz Lamp Flux:1123.57x1 lm		
NAME: WL-2CLD3IN12WB5D3HVWH	TYPE:5000K	WEIGHT:
SPEC.:	DIM.: 3IN	SERIAL No.:
MFR.: WS	SUR.:0.024*3.1415	Shielding Angle:

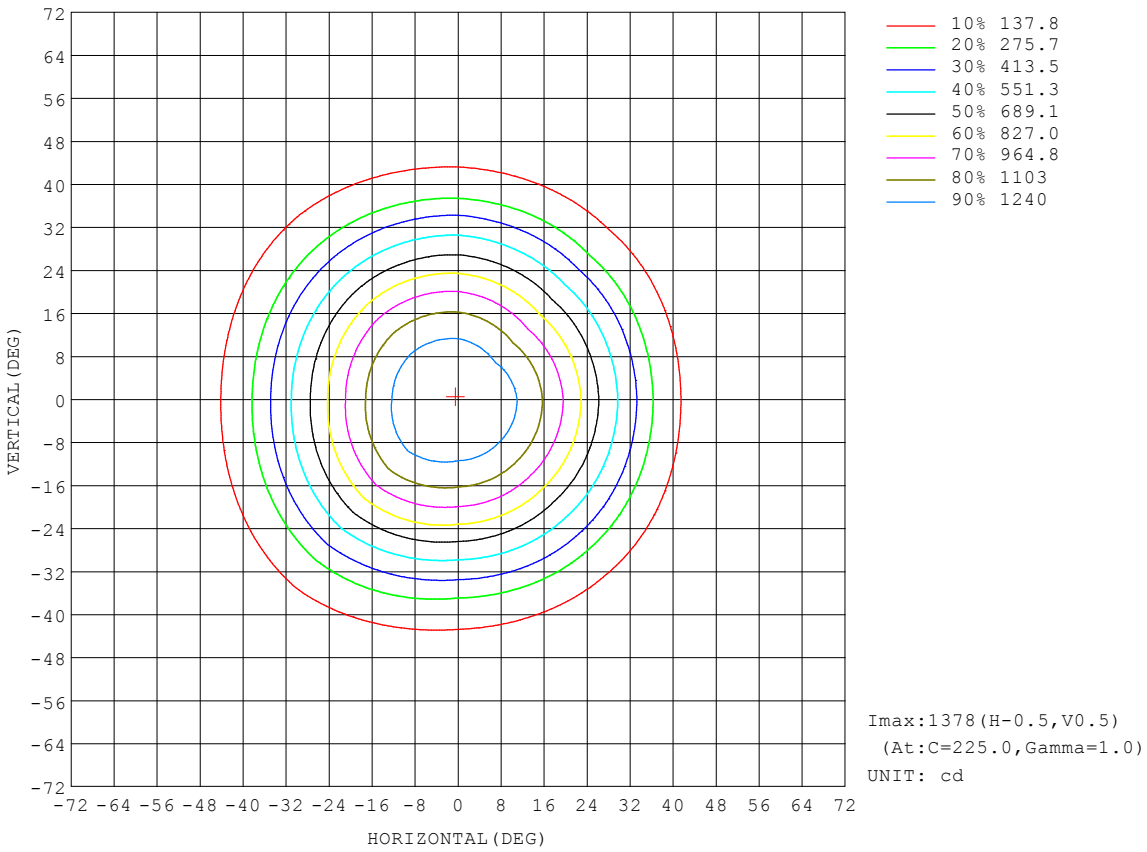

C Range: 0 - 360DEG
C Interval: 45.0DEG
Test Speed: HIGH
Temperature:25.3DEG
Operators:
Test Date:2026-01-16

γ Range: 0 - 180DEG
γ Interval: 1.0DEG
Test System:EVERFINE GO-2000B_V1 SYSTEM V2.0.353
Humidity:65.0%
Test Distance:7.540m [K=1.0000]
Remarks:

AAI CURVES

Test:U:121.4V I:0.0960A P:11.50W PF:0.9920 Freq:60.00Hz Lamp Flux:1123.57x1 lm		
NAME: WL-2CLD3IN12WB5D3HVWH	TYPE:5000K	WEIGHT:
SPEC.:	DIM.: 3IN	SERIAL No.:
MFR.: WS	SUR.:0.024*3.1415	Shielding Angle:

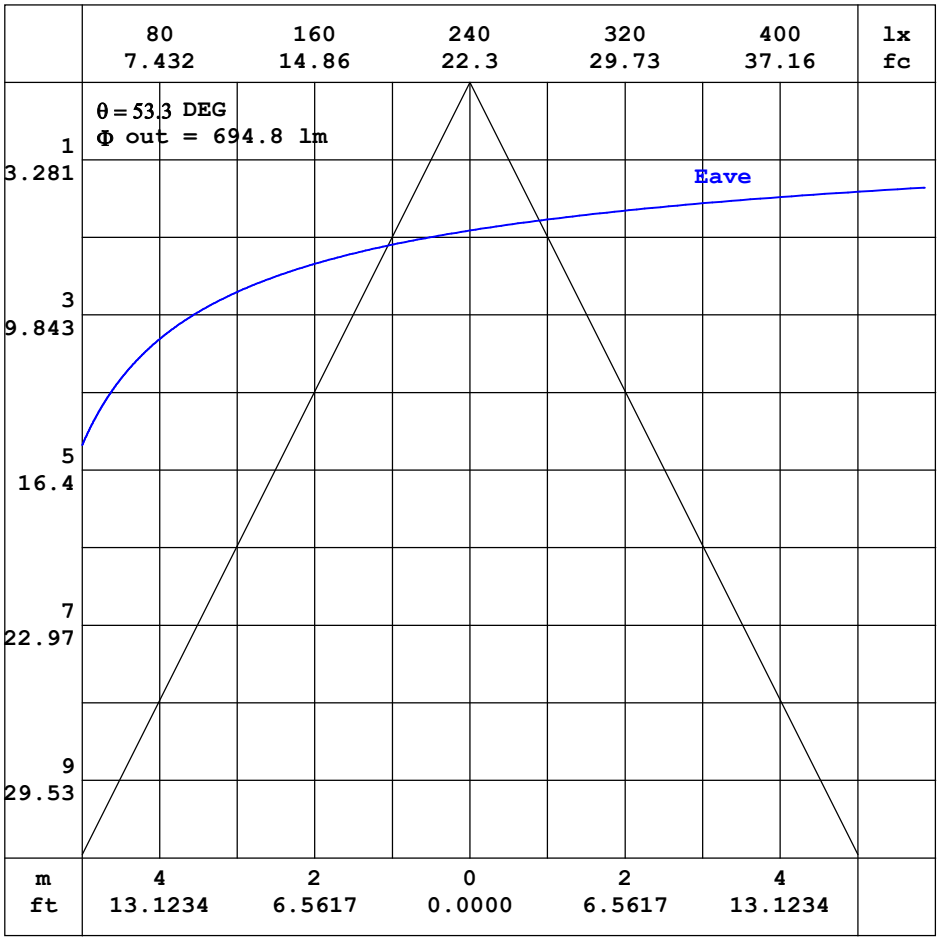

Note:The Curves indicate the illuminated area and the average illumination when the luminaire is at different distance.

C Range: 0 - 360DEG
C Interval: 45.0DEG
Test Speed: HIGH
Temperature:25.3DEG
Operators:
Test Date:2026-01-16

γ Range: 0 - 180DEG
γ Interval: 1.0DEG
Test System:EVERFINE GO-2000B_V1 SYSTEM V2.0.353
Humidity:65.0%
Test Distance:7.540m [K=1.0000]
Remarks:

ISOLUX DIAGRAM

Test:U:121.4V I:0.0960A P:11.50W PF:0.9920 Freq:60.00Hz Lamp Flux:1123.57x1 lm		
NAME: WL-2CLD3IN12WB5D3HVWH	TYPE:5000K	WEIGHT:
SPEC.:	DIM.: 3IN	SERIAL No.:
MFR.: WS	SUR.:0.024*3.1415	Shielding Angle:

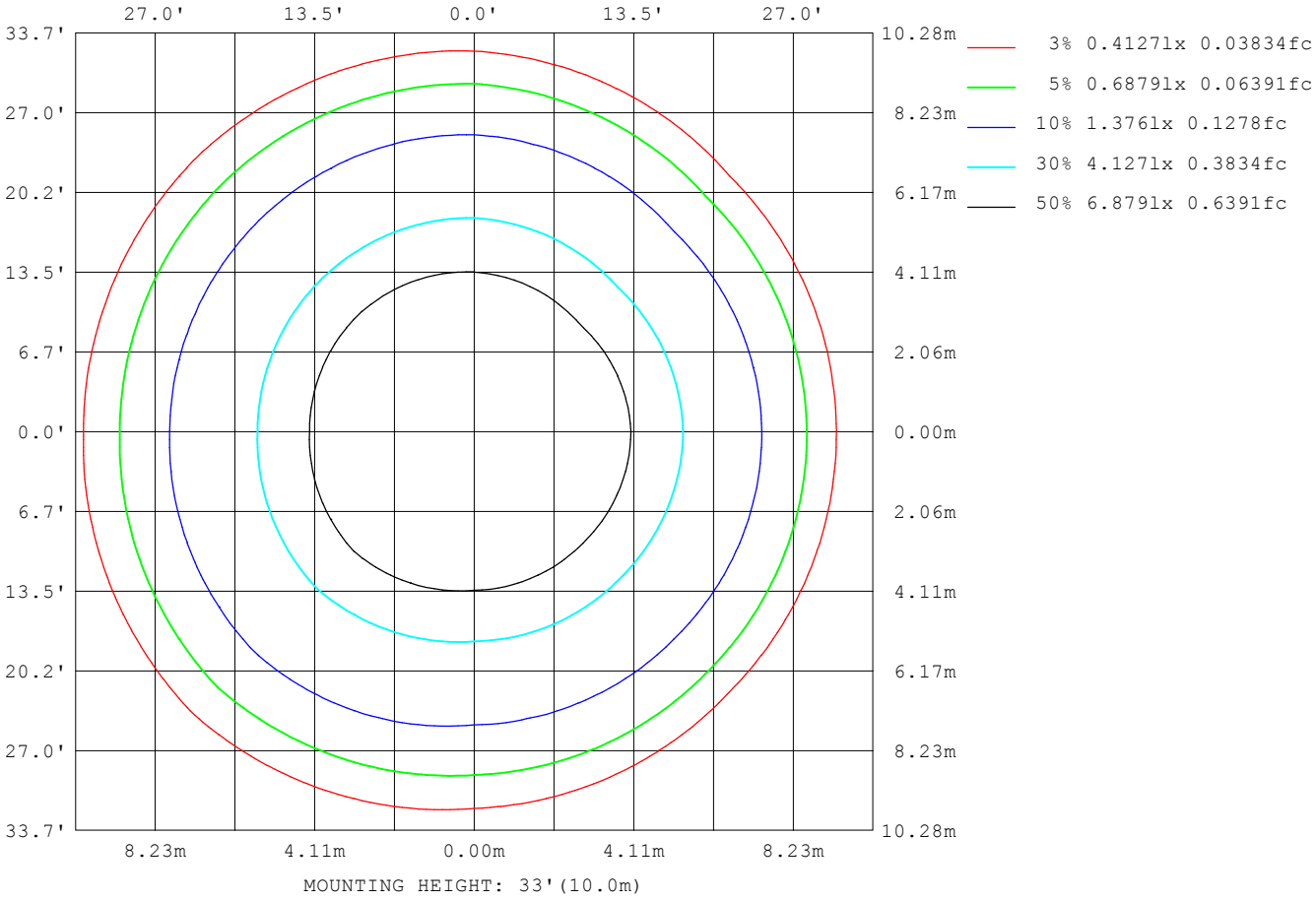

C Range: 0 - 360DEG
C Interval: 45.0DEG
Test Speed: HIGH
Temperature:25.3DEG
Operators:
Test Date:2026-01-16

γ Range: 0 - 180DEG
γ Interval: 1.0DEG
Test System:EVERFINE GO-2000B_V1 SYSTEM V2.0.353
Humidity:65.0%
Test Distance:7.540m [K=1.0000]
Remarks:

LED Avg.L Report

Test:U:121.4V I:0.0960A P:11.50W PF:0.9920 Freq:60.00Hz Lamp Flux:1123.57x1 lm		
NAME: WL-2CLD3IN12WB5D3HVWH	TYPE:5000K	WEIGHT:
SPEC.:	DIM.: 3IN	SERIAL No.:
MFR.: WS	SUR.:0.024*3.1415	Shielding Angle:

AvgL	cd/m2
L_0~180(65)av	4
L_0~180(75)av	2
L_0~180(85)av	2
L_90~270(65)av	3
L_90~270(75)av	2
L_90~270(85)av	2
L_45(65)av	6
L_45(75)av	2
L_45(85)av	2

Standard: GB/T 29293-2012

C Range: 0 - 360DEG
C Interval: 45.0DEG
Test Speed: HIGH
Temperature:25.3DEG
Operators:
Test Date:2026-01-16

γ Range: 0 - 180DEG
γ Interval: 1.0DEG
Test System:EVERFINE GO-2000B_V1 SYSTEM V2.0.353
Humidity:65.0%
Test Distance:7.540m [K=1.0000]
Remarks:

Planar Illuminance Curve

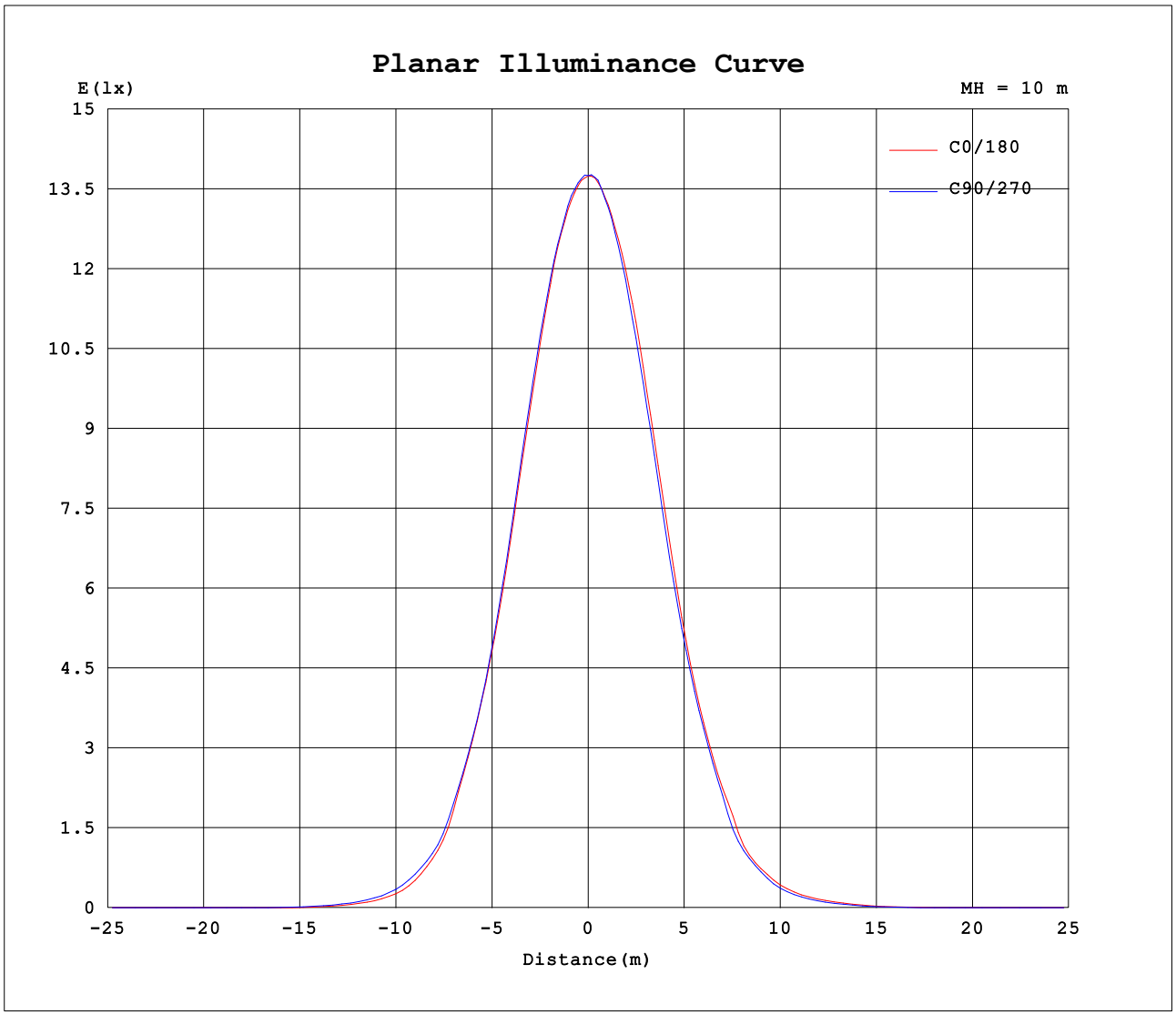

C Range: 0 - 360DEG
C Interval: 45.0DEG
Test Speed: HIGH
Temperature:25.3DEG
Operators:
Test Date:2026-01-16

γ Range: 0 - 180DEG
γ Interval: 1.0DEG
Test System:EVERFINE GO-2000B_V1 SYSTEM V2.0.353
Humidity:65.0%
Test Distance:7.540m [K=1.0000]
Remarks:

LUMINOUS DISTRIBUTION INTENSITY DATA

Test:U:121.4V I:0.0960A P:11.50W PF:0.9920 Freq:60.00Hz Lamp Flux:1123.57x1 lm		
NAME: WL-2CLD3IN12WB5D3HVWH	TYPE:5000K	WEIGHT:
SPEC.:	DIM.: 3IN	SERIAL No.:
MFR.: WS	SUR.:0.024*3.1415	Shielding Angle:

Table--1 UNIT: cd

γ (DEG) \ C(DEG)	0	45	90	135	180	225	270	315											
0	1374	1377	1375	1372	1374	1377	1375	1372											
5	1344	1345	1352	1360	1351	1358	1348	1329											
10	1266	1263	1274	1309	1287	1287	1268	1234											
15	1127	1130	1145	1198	1177	1167	1141	1090											
20	947	940	963	1039	1001	1004	967	900											
25	737	726	751	835	795	793	764	700											
30	540	529	545	625	591	582	571	506											
35	335	332	358	437	409	399	384	299											
40	172	178	196	246	221	215	206	164											
45	75.1	79.0	98.4	137	121	120	105	76.5											
50	31.9	32.3	44.2	67.3	63.4	61.1	50.7	32.2											
55	8.45	8.65	14.8	30.4	27.2	23.5	19.9	7.96											
60	1.17	1.22	2.23	7.61	5.43	4.12	3.68	1.10											
65	0.07	0.07	0.09	0.41	0.21	0.27	0.08	0.05											
70	0.05	0.06	0.06	0.06	0.06	0.06	0.05	0.04											
75	0.04	0.04	0.05	0.04	0.04	0.04	0.04	0.03											
80	0.02	0.03	0.03	0.04	0.03	0.03	0.02	0.02											
85	0.01	0.01	0.02	0.02	0.01	0.02	0.01	0.01											
90	0.00	0.00	0.00	0.01	0.00	0.00	0.00	0.00											
95	0.00	0.00	0.00	0.00	0.00	0.00	0.00	0.00											
100	0.00	0.00	0.00	0.00	0.00	0.00	0.00	0.00											
105	0.00	0.01	0.00	0.00	0.00	0.00	0.00	0.00											
110	0.02	0.01	0.01	0.00	0.00	0.00	0.00	0.00											
115	0.04	0.04	0.03	0.02	0.00	0.01	0.01	0.02											
120	0.07	0.07	0.07	0.04	0.02	0.03	0.04	0.05											
125	0.14	0.13	0.12	0.10	0.06	0.07	0.07	0.10											
130	0.22	0.23	0.22	0.18	0.12	0.13	0.14	0.17											
135	0.33	0.33	0.32	0.28	0.21	0.21	0.23	0.27											
140	0.47	0.47	0.46	0.41	0.30	0.31	0.33	0.38											
145	0.62	0.63	0.60	0.55	0.43	0.42	0.46	0.52											
150	0.76	0.77	0.74	0.71	0.55	0.56	0.60	0.66											
155	0.91	0.92	0.89	0.86	0.69	0.70	0.74	0.80											
160	1.03	1.05	1.02	0.99	0.83	0.85	0.88	0.95											
165	1.15	1.16	1.15	1.12	0.98	0.99	1.03	1.08											
170	1.24	1.24	1.24	1.22	1.12	1.12	1.15	1.20											
175	1.30	1.30	1.30	1.30	1.24	1.23	1.25	1.29											
180	1.30	1.30	1.31	1.33	1.31	1.29	1.30	1.32											

C Range: 0 - 360DEG
C Interval: 45.0DEG
Test Speed: HIGH
Temperature:25.3DEG
Operators:
Test Date:2026-01-16

γ Range: 0 - 180DEG
γ Interval: 1.0DEG
Test System:EVERFINE GO-2000B_V1 SYSTEM V2.0.353
Humidity:65.0%
Test Distance:7.540m [K=1.0000]
Remarks: